No.9 分解点検

分解後


分解後 弁体下流側


弁体下流側 当たり確認後

No.9 弁箱の切断 内部点検


弁箱 切断時


弁箱側シート面 下流側(傷あり)


弁箱側シート面 上流側(傷あり)

No.10 分解点検


分解後 弁体下流側


分解後 弁体上流側

弁体下流側 当たり確認後

No.10 弁箱の切断 内部点検

弁箱 切断時


弁箱側シート面 下流側(傷あり)


弁箱側シート面 上流側(傷あり)

No.11 分解点検

分解後


分解後 弁箱


分解後 弁体

No.11 弁箱の切断 内部点検

弁箱 切断時


弁箱側シート面 下流側(傷あり)

弁箱側シート面上流側(傷あり)

No.12 分解点検 弁座当り確認


弁体シート面 (新明丹塗布後)


弁体下流側 シート面当り確認後


内部異物

No.12 弁箱の切断 内部点検


弁箱 切断時


弁箱側シート面 下流側(傷あり)


弁箱側シート面 上流側(傷あり)

No.13 分解点検 弁座当り確認


分解後 弁体下流側

分解後 弁体上流側

弁体下流側 当たり確認後

No.13 弁箱の切断 内部点検


弁箱 切断時


弁箱側シート面 下流側(傷あり)


弁箱側シート面 上流側(傷あり)